





District Health Assessment for Multiple District 107 through November 2025

		Clubs							Membership							Member Strength		Cancellation		Reports			Finance	Leadership			
District Name	Status/ Number of Months in Status *	Active Clubs	Clubs in Status Quo	Total Clubs	% Status Quo Clubs in Financial Suspension	New Clubs	Cancelled Clubs	YTD Net Club Gain/Loss	Current Members In Active Clubs	Current Members In Status Quo Clubs	Current Total Members Count	YTD Add	YTD Drop	YTD NetGrowth (includes Active and Status Quo)	YTD NetGrowth% (includes Active and Status Quo)	Member Count 12 Months Ago	Average Member Count Per Club	% of Clubs with less than 20 members	Average Cancelled Club Age	Members Lost Due to Cancelled Clubs	% of Clubs Reporting Service	% No MMR in 3 Months	% No Officer Report in 12 months	% of Clubs with balance 90+ days	Number of Zone Chairs Recorded	Number of Region Chairs Recorded	District Officers Vacancies **
107 A		68	1	69	100%	0	3	-3	1626	24	1650	29	55	-26	-1.55%	1,721	24	35%	52	13	57%	35%	0%	4%	14	4	
107 B	T(24)	41	0	41	0%	0	0	0	785	0	785	30	23	7	0.90%	793	19	56%	0	0	41%	29%	0%	7%	8	3	
107 C		73	0	73	0%	0	1	-1	1713	0	1713	59	45	14	0.82%	1,751	23	30%	49	0	66%	22%	0%	3%	10	0	
107 D	T(19)	49	0	49	0%	0	1	-1	1125	0	1125	24	29	-5	-0.44%	1,182	23	45%	49	0	63%	31%	0%	4%	9	0	
107 E		64	1	65	100%	0	1	-1	1323	32	1355	25	27	-2	-0.15%	1,401	21	43%	32	0	52%	37%	0%	2%	11	0	
107 F	T(1)	53	2	55	100%	0	1	-1	1240	29	1269	21	22	-1	-0.08%	1,306	23	38%	20	0	42%	36%	0%	5%	9	4	
107 G	T(24)	47	0	47	0%	0	1	-1	908	0	908	16	19	-3	-0.33%	935	19	55%	61	1	53%	40%	2%	4%	0	0	2nd VDG
107 H	T(24)	39	0	39	0%	0	0	0	947	0	947	35	18	17	1.83%	960	24	23%	0	0	100%	31%	0%	0%	8	0	
107 I	T(24)	44	0	44	0%	0	0	0	824	0	824	24	21	3	0.37%	836	19	57%	0	0	45%	45%	0%	2%	7	3	
107 K	T(24)	37	0	37	0%	0	0	0	862	0	862	16	13	3	0.35%	885	23	30%	0	0	68%	32%	5%	0%	3	2	
107 L	T(24)	33	0	33	0%	0	1	-1	763	0	763	21	38	-17	-2.18%	780	23	39%	60	0	79%	33%	0%	0%	7	1	
107 M	T(7)	53	1	54	100%	0	0	0	1231	10	1241	24	31	-7	-0.56%	1,243	23	39%	0	0	70%	31%	0%	4%	11	4	
107 N		66	0	66	0%	0	0	0	1315	0	1315	26	24	2	0.15%	1,333	20	58%	0	0	64%	36%	0%	0%	11	0	
107 O	T(24)	47	0	47	0%	0	2	-2	854	0	854	37	38	-1	-0.12%	874	18	57%	36	18	64%	47%	0%	6%	12	0	
		714	5	719	100%	0	11	-11	15516	95	15611	387	403	-16	-0.10%	16,000	22	43%	45	32	61%	34%	0%	3%	120	21	




District Health Assessment for Multiple District 107 through November 2025

<div></div> <div>Status/ Number of Months in Status *</div>		Clubs							Membership							Member Strength		Cancellation		Reports			Finance	Leadership			
		Active Clubs	Clubs in Status Quo	Total Clubs	% Status Quo Clubs in Financial Suspension	New Clubs	Cancelled Clubs	YTD Net Club Gain/ Loss	Current Members In Active Clubs	Current Members In Status Quo Clubs	Current Total Members Count	YTD Add	YTD Drop	YTD NetGrowth (includes Active and Status Quo)	YTD NetGrowth% (includes Active and Status Quo)	Member Count 12 Months Ago	Average Member Count Per Club	% of Clubs with less than 20 members	Average Cancelled Club Age	Members Lost Due to Cancelled Clubs	% of Clubs Reporting Service	% No MMR in 3 Months	% No Officer Report in 12 months	% of Clubs with balance 90+ days	Number of Zone Chairs Recorded	Number of Region Chairs Recorded	District Officers Vacancies **
109 A	T(24)	44	0	44	0%	0	0	0	1050	0	1050	15	22	-7	-0.66%	1,060	24	45%	0	0	36%	43%	0%	0%	7	0	GST
109 B	T(24)	28	0	28	0%	0	1	-1	633	0	633	11	9	2	0.32%	654	23	32%	31	1	50%	43%	4%	4%	0	0	2nd VDG, GLT
		72	0	72	0%	0	1	-1	1683	0	1683	26	31	-5	-0.30%	1,714	23	40%	31	1	42%	43%	1%	1%	7	0	




District Health Assessment for District 120 through November 2025

		Clubs							Membership							Member Strength		Cancellation		Reports			Finance	Leadership			
District Name	Status/ Number of Months in Status *	Active Clubs	Clubs in Status Quo	Total Clubs	% Status Quo in Financial Suspension	New Clubs	Cancelled Clubs	YTD Net Club Gain/Loss	Current Members In Active Clubs	Current Members In Status Quo Clubs	Current Total Members Count	YTD Add	YTD Drop	YTD NetGrowth (includes Active and Status Quo)	YTD NetGrowth% (includes Active and Status Quo)	Member Count 12 Months Ago	Average Member Count Per Club	% of Clubs with less than 20 members	Average Cancelled Club Age	Members Lost Due to Cancelled Clubs	% of Clubs Reporting Service	% No MMR in 3 Months	% No Officer Report in 12 months	% of Clubs with balance 90+ days	Number of Zone Chairs Recorded	Number of Region Chairs Recorded	District Officers Vacancies **
120	T(24)	53	2	55	100%	0	2	-2	981	33	1014	23	25	-2	-0.20%	1,059	19	53%	32	0	13%	42%	0%	9%	0	0	
		53	2	55	100%	0	2	-2	981	33	1014	23	25	-2	-0.20%	1,059	19	53%	32	0	13%	42%	0%	9%	0	0	



District Health Assessment for District 131 through November 2025

		Clubs							Membership							Member Strength		Cancellation		Reports			Finance	Leadership			
District Name	Status/ Number of Months in Status *	Active Clubs	Clubs in Status Quo	Total Clubs	% Status Quo in Financial Suspension	New Clubs	Cancelled Clubs	YTD Net Club Gain/ Loss	Current Members In Active Clubs	Current Members In Status Quo Clubs	Current Total Members Count	YTD Add	YTD Drop	YTD NetGrowth (includes Active and Status Quo)	YTD NetGrowth% (includes Active and Status Quo)	Member Count 12 Months Ago	Average Member Count Per Club	% of Clubs with less than 20 members	Average Cancelled Club Age	Members Lost Due to Cancelled Clubs	% of Clubs Reporting Service	% No MMR in 3 Months	% No Officer Report in 12 months	% of Clubs with balance 90+ days	Number of Zone Chairs Recorded	Number of Region Chairs Recorded	District Officers Vacancies **
131	P	37	0	37	0%	0	0	0	735	0	735	20	24	-4	-0.54%	725	20	49%	0	0	41%	35%	14%	0%	0	0	
		37	0	37	0%	0	0	0	735	0	735	20	24	-4	-0.54%	725	20	49%	0	0	41%	35%	14%	0%	0	0	



District Health Assessment for Ident 5891 - REP OF LATVIA - UND through November 2025

Status/ District Name of Months in Status *		Clubs							Membership							Member Strength		Cancellation		Reports			Finance		Leadership		
		Active Clubs	Clubs in Status Quo	Total Clubs	% Status Quo Clubs in Financial Suspension	New Clubs	Cancelled Clubs	YTD Net Club Gain/ Loss	Current Members In Active Clubs	Current Members In Status Quo Clubs	Current Total Members Count	YTD Add	YTD Drop	YTD NetGrowth (includes Active and Status Quo)	YTD NetGrowth% (includes Active and Status Quo)	Member Count 12 Months Ago	Average Member Count Per Club	% of Clubs with less than 20 members	Average Cancelled Club Age	Members Lost Due to Cancelled Clubs	% of Clubs Reporting Service	% No MMR in 3 Months	% No Officer Report in 12 months	% of Clubs with balance 90+ days	Number of Zone Chairs Recorded	Number of Region Chairs Recorded	District Officers Vacancies **
Ident 5891 - REP OF LATVIA		2	0	2	0%	0	1	-1	15	0	15	0	6	-6	-28.57%	20	8	100%	7	6	0%	100%	0%	0%	0	0	
		2	0	2	0%	0	1	-1	15	0	15	0	6	-6	-28.57%	20	8	100%	7	6	0%	100%	0%	0%	0	0	

* - District Status: P - Provisional, T - Transitional.
** - District Officers Vacancies: DG - District Governor, 1st VDG - First Vice District Governor, 2nd VDG - Second Vice District Governor.